

PREVIEW

KODEN

Marine Radar

MDC-2000BB Series



LCD monitor (Owner supplied)



Features

- ▶ Entry model with high performance and functions of larger professional grade radars, a really good value
- ▶ Black Box, connects to any display (VGA)
- ▶ Dual Range Display
- ▶ True Trail Function
- ▶ Choice of 1.2ft/2ft Radome (4kW) or 3ft/4ft/6ft Open Array (4kW, 6kW, 12kW)

SPECIFICATIONS

Antenna-scanner unit

Model	MDC-2003BB	MDC-2005BB	MDC-2004BB	MDC-2006BB / 2060BB	MDC-2012BB / 2010BB
	CE model	CE model	CE model	CE model / Standard model	CE model / Standard model
Scanner unit	RB804	RB805	RB806	RB807 / RB717A	RB808 / RB718A
Antenna type	Radome			Open antenna	
Antenna length	1.2 feet	2 feet	3 feet / 4 feet	4 feet / 6 feet	4 feet / 6 feet
Output power (Peak)	4 kW			6 kW	12 kW
Output frequency	9410 MHz ± 30 MHz				
Horizontal beam width	5.9°	3.9°	2.5° / 1.8°	1.8° / 1.2°	1.8° / 1.2°
Vertical beam width	25°			22°	
Rotation	24 rpm or 48rpm				24/42rpm (MDC-2012BB) 24/48rpm (MDC-2010BB)
IF center frequency	60 MHz				
Range accuracy	8 meters or 1% of the range scale selected, whichever is the greater				
Bearing accuracy	1° or less				
Minimum detecting distance	Within 25 m				
Range resolution	Within 25 m				
Warm-up time	2 min				
Pulse width	0.08 μs, 0.15 μs, 0.3 μs, 0.5 μs, 1 μs				

Environmental

Operating temperature	-25°C to +55°C
Water Protection	IPX6

Processor unit

Model	MDC-2003BB	MDC-2005BB	MDC-2004BB	MDC-2006BB / 2060BB	MDC-2012BB / 2010BB
Processor unit	MRM-112				
Display resolution	640×480 pixels (VGA)				
Off-centering	Max. 66 %				
Echo area	2 types (Full screen, Inside of effective diameter)				
Basic range	0.0625 to 32 NM		0.0625 to 48 NM		0.0625 to 72 NM
Range Scales	0.0625 : 0.125 : 0.25 : 0.5 : 0.75 : 1 : 1.5 : 2 : 3 : 4 : 6 : 8 : 12 : 16 : 24 : 32 : 48 : 64 : 72				
Range interval	0.0312 : 0.0625 : 0.125 : 0.25 : 0.5 : 1 : 2 : 3 : 4 : 6 : 8 : 12 : 16 : 18				
Presentation modes	Head-up, North-up (True motion)***, North-up (Relative motion)*, Course-up (True motion)***, Course-up (Relative motion)*, WPT-up**				
Indication system	PPI, PPI/PPI, PPI/NAV				
Video levels	8 levels (Colors)				
Range unit	NM, km, sm				
Alarms	Echo (IN / OUT), ATA / AIS (CPA / TCPA) etc.				
Functions	Interference rejection, Target expansion, VRM, EBL, Parallel index, Cursor position (Lat/Lon)***, Bearing (true/relative), Trail***, Slave display monitor input/output, External Buzzer, CCD camera input, Dual display				
Input data format and sentences	NMEA0183 Ver.1.5/2.0/3.0 BEC, BWC, BWR, DPT, DBT, GGA, GLL, GNS, HDG, HDM, HDT, MTW, MWD, MWV, RMA, RMB, RMC, THS, VHW, VTG, XTE				
Output data format and sentences	NMEA0183 Ver.2.0 TTM, TLL				
NMEA input/output port(s)	Total 1: input and output				
AIS interface*** (Option)	100 targets (Option)				
ATA(TT)*** (Option)	50 targets (Option)				
Power supply	10.8 to 31.2 VDC				
Power Consumption (at 24 VDC)	65 W or less		80 W or less		110 W or less 130 W or less

Environmental

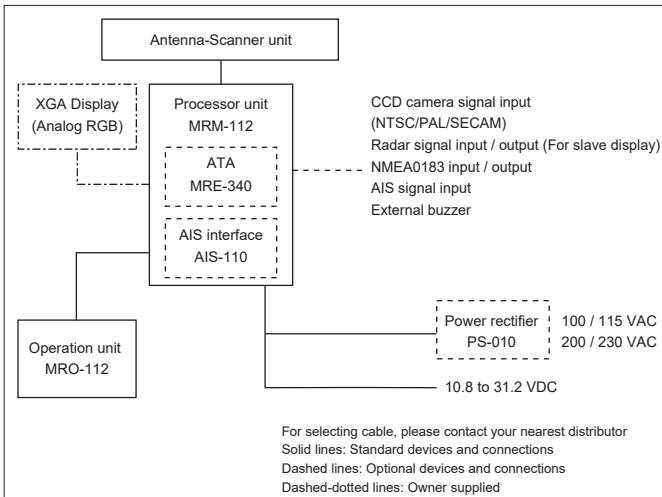
Operating temperature	-15°C to +55°C
Water Protection	IPX0 (Processor unit, MRM-112), IPX5 (Operation unit, MRO-112)

* Requires bearing data input.

** Requires waypoint data, bearing and latitude / longitude data input.

*** Requires bearing data, ship's speed data and latitude / longitude data input.

CONNECTIONS



EQUIPMENT LIST

Standard Equipment

Scanner unit	RB804 / RB805 / RB806	4 kW	
	RB807 / RB717A	6 kW	
	RB808 / RB718A	12 kW	
Antenna unit	RW701A-03	3 feet	
	RW701A-04	4 feet	
	RW701A-06	6 feet	
Processor unit	MRM-112		
Operation unit	MRO-112	With 5 m connecting cable	
Connecting cable	RB804 / RB805	242J158055A-10M	10 m with connectors on both sides
	RB806 / RB717A / RB718A	242J159098A-10M	
	RB807 / RB808	CW-845-15M	15 m with connectors on both sides
DC power cable	CW-259-2M	2 m	
Operation manual, Quick reference, Installation material, Fuse			

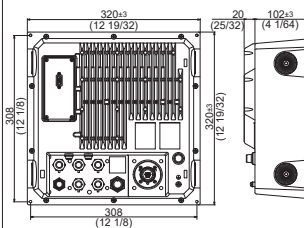
Option

ATA, AIS interface, CCD camera cable, Gyro/Log interface, Power rectifier, AC power cable, Connecting cable

DIMENSIONS AND WEIGHT

Processor unit:

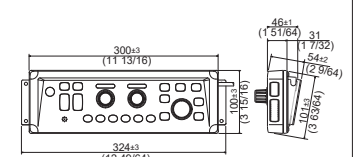
MRM-112



Weight: 5.1 kg (11.5 lb)

Operation unit:

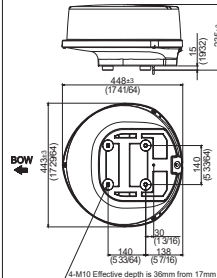
MRO-112



Weight: 0.94 kg (2.07 lb) inclusive base

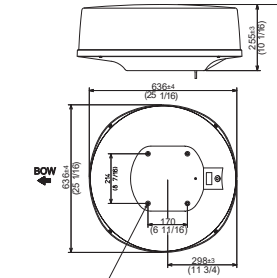
Antenna-scanner unit:

RB804



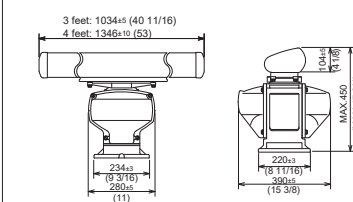
Weight: 8.3kg (18.3lb)

RB805



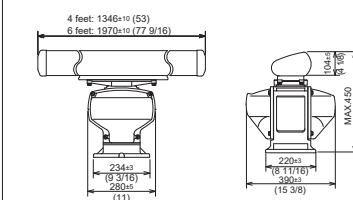
Weight: 10 kg (22.5 lb)

RB806



Weight: 3 feet: 21.5 kg (47 lb)
4 feet: 22.5 kg (50 lb)
6 feet: 24.5 kg (54 lb)

RB717A / RB718A / RB807 / RB808



Weight: RB717A / RB718A
4 feet: 23 kg (51 lb)
6 feet: 25 kg (56 lb)

RB807 / RB808
4 feet: 24 kg (53 lb)
6 feet: 26 kg (57.5 lb)

• Design and specifications are subject to change without notice.

KODEN

Koden Electronics Co., Ltd.

Tamagawa Office:

2-13-24 Tamagawa, Ota-ku, Tokyo, 146-0095 Japan

Tel: +81-3-3756-6501 Fax: +81-3-3756-6509

Uenohara Office:

5278 Uenohara, Uenohara-shi, Yamanashi, 409-0112 Japan

Tel: +81-554-20-5860 Fax: +81-554-20-5875

overseas@koden-electronics.co.jp

www.koden-electronics.co.jp



To ensure proper and safe use of the equipment, please carefully read and follow the instructions in the Operation Manual.

For details, please contact: